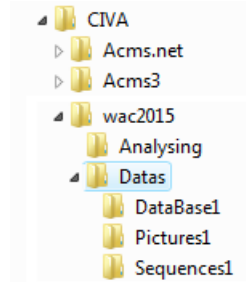


Procedure for using the ACMS software

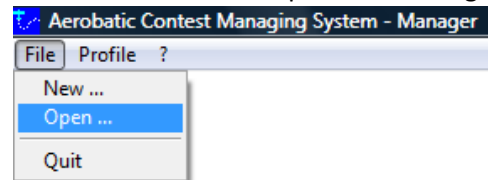
- Register on the site <http://acms.mwebservices.net>
- Download the software and documentation
- Install the software in the directory CIVA
- Download the datas WAC 2015.zip from http://civa-results.com/contest_files.htm
- Unzipped WAC 2015.zip file in the directory CIVA

C:\CIVA\WAC2015

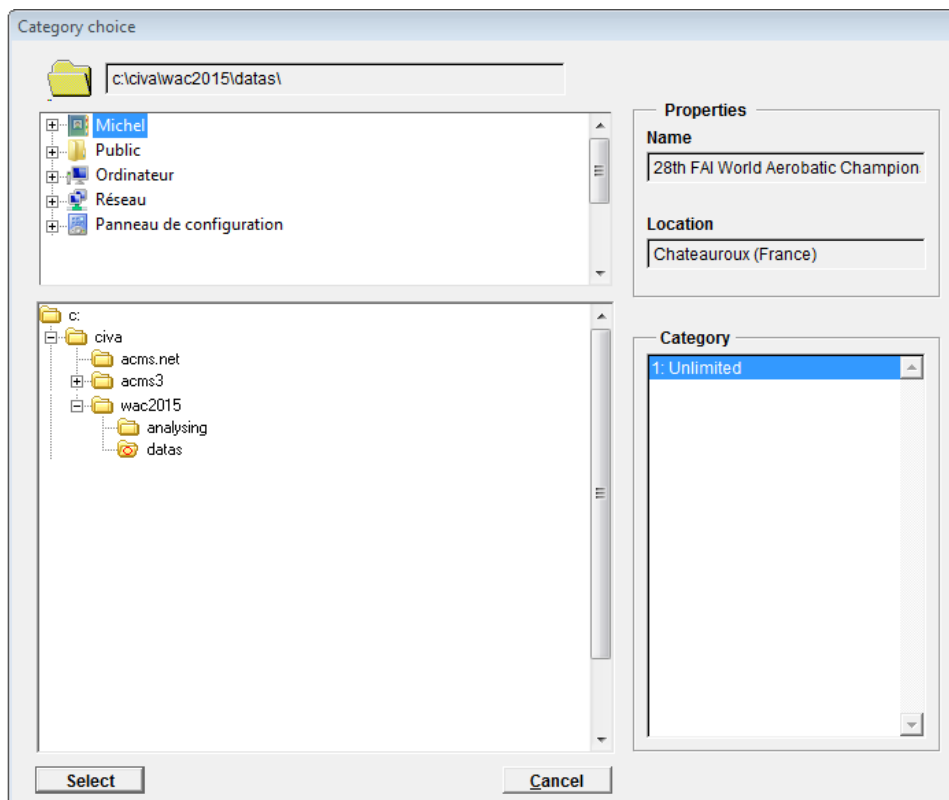
- List the directory CIVA



- Start the manager
- Choose the menu Open. See manager module description § 4



- Select wac2015\datas



- Use the contest

