

Analysis of Judges Combined Anomalies

Sequences: Seq01 Programme 1: Free Known, Seq02 Programme 2: Free Unknown #1 (UNP), Seq03 Programme 3: Free Unknown #2 (UNP), Seq04 Programme 4: Free Unknown #3

30th WAC

Châteauroux-Déols, France

22 to 31 August 2019

| | All Judges | | RSA | | FRA | | RUS | | BEL | | USA | | GER | | Violetta | |
|--------------------------|------------|------|-----------|--------------|-------|--------------|------------|--------------|---------|--------------|----------|--------------|-----------|--------------|-----------|--------------|
| | No | % | Quintin | | Guy | | Vladimir | | Esteban | | Marty | | Jürgen | | Gedminait | |
| | | | HAWTHORNE | RI 10.43 [4] | AUGER | RI 12.27 [4] | KOTELNIKOV | RI 13.53 [4] | MOULIN | RI 13.73 [4] | FLOURNOY | RI 15.30 [4] | LEUKEFELD | RI 15.43 [4] | GEDMINAIT | RI 18.37 [4] |
| HZ - Hard Zeros | 698 | 3.0 | 100 | 3.0 | 104 | 3.1 | 102 | 3.0 | 92 | 2.7 | 95 | 2.8 | 104 | 3.1 | 101 | 3.0 |
| PZ - Perception Zeros | 187 | 0.8 | 28 | 0.8 | 39 | 1.2 | 34 | 1.0 | 17 | 0.5 | 39 | 1.2 | 15 | 0.4 | 15 | 0.4 |
| Marks from 0.0 to 6.5 | 4894 | 20.7 | 786 | 23.3 | 435 | 12.9 | 660 | 19.6 | 956 | 28.4 | 761 | 22.6 | 727 | 21.6 | 569 | 16.9 |
| Marks from 7.0 to 10.0 | 17803 | 75.4 | 2456 | 72.9 | 2792 | 82.8 | 2573 | 76.3 | 2303 | 68.3 | 2472 | 73.3 | 2525 | 74.9 | 2682 | 79.6 |
| AV - averages | 15 | 0.1 | 1 | 0.0 | 1 | 0.0 | 2 | 0.1 | 3 | 0.1 | 4 | 0.1 | 0 | 0.0 | 4 | 0.1 |
| Total marks Pilots/Judge | 23597 | | 3371 | 241 | 3371 | 241 | 3371 | 241 | 3371 | 241 | 3371 | 241 | 3371 | 241 | 3371 | 241 |

Style Comparison:

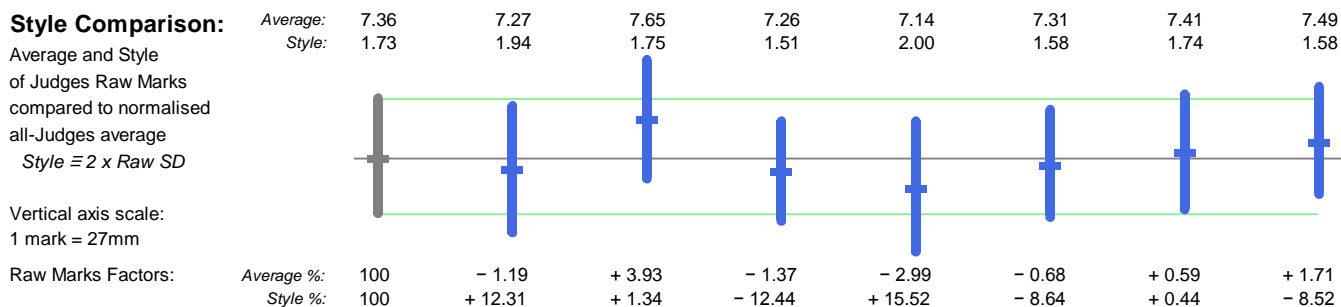


Figure anomalies

| | | | | | | | | | |
|------------------------|-----|-----|----|-----|----|----|-----|----|----|
| HZ to fitted value | 77 | 0.3 | 6 | 20 | 4 | 10 | 9 | 17 | 11 |
| Mark to confirmed HZ | 76 | 0.3 | 6 | 15 | 1 | 18 | 13 | 12 | 11 |
| PZ to confirmed HZ | 1 | 0.0 | - | - | - | - | - | 1 | - |
| PZ to fitted value | 127 | 0.5 | 18 | 29 | 24 | 11 | 28 | 9 | 8 |
| AV to confirmed HZ | 3 | 0.0 | - | 1 | 1 | - | 1 | - | - |
| AV to fitted value | 12 | 0.1 | 1 | - | 1 | 3 | 3 | - | 4 |
| Lo to fitted value | 165 | 0.7 | 19 | 16 | 30 | 21 | 47 | 11 | 21 |
| Hi to fitted value | 83 | 0.4 | 4 | 13 | 11 | 19 | 13 | 7 | 16 |
| The 60% Rule | 91 | 0.4 | 13 | 13 | 13 | 13 | 13 | 13 | 13 |
| Total figure anomalies | 635 | | 67 | 107 | 85 | 95 | 127 | 70 | 84 |

... continued from previous page

Sequences: Seq01 Programme 1: Free Known, Seq02 Programme 2: Free Unknown #1 (UNP), Seq03 Programme 3: Free Unknown #2 (UNP), Seq04 Programme 4: Free Unknown #3

| | | | | | | |
|-----------|-------|------------|---------|----------|-----------|-----------|
| RSA | FRA | RUS | BEL | USA | GER | |
| Quintin | Guy | Vladimir | Esteban | Marty | Jürgen | Violetta |
| HAWTHORNE | AUGER | KOTELNIKOV | MOULIN | FLOURNOY | LEUKEFELD | GEDMINAIT |

Sequence anomalies

| Team | Pilots assessed in FPS pass-2 | | | | | | | | | | | | |
|--------------------------|----------------------------------|-------------|------------|-----------|-----------|------------|-----------|------------|-------------|-----------|-----|-----------|--------|
| MON Monaco | 4 | 2 Lo 1 Hi | - - | 1 Lo - | 1 Lo - | - - | - - | - - | - - | - - | - - | - - | - 1 Hi |
| BEL Belgium | 8 | 5 Lo 5 Hi | - 2 Hi | - - | - - | - 3 Hi | 2 Lo - | 2 Lo - | 1 Lo - | - | - | - | - |
| ROU Romania | 12 | 4 Lo 5 Hi | 3 Lo 1 Hi | - - | - - | - 1 Hi | 1 Lo - | - - | - - | - - | - - | - - | - 3 Hi |
| CZE Czech Republic | 8 | 3 Lo 0 Hi | - - | 1 Lo - | - - | - - | - - | 1 Lo - | 1 Lo - | - | - | - | - |
| FRA France | 40 | 4 Lo 7 Hi | 1 Lo 2 Hi | - 2 Hi | - - | - 3 Hi | 1 Lo - | - - | - - | - - | - - | - - | 2 Lo - |
| GER Germany | 36 | 8 Lo 8 Hi | 2 Lo - | - 1 Hi | - - | 2 Lo - | - - | - - | 1 Lo 4 Hi | 3 Lo 3 Hi | - | - | - |
| GBR Great Britain | 16 | 4 Lo 6 Hi | 1 Lo - | - 3 Hi | 1 Lo - | 1 Lo - | - - | - - | 1 Lo 3 Hi | - - | - - | - - | - - |
| HUN Hungary | 8 | 1 Lo 1 Hi | - - | - - | 1 Lo 1 Hi | - - | - - | - - | - - | - - | - - | - - | - - |
| IRL Ireland | 8 | 3 Lo 0 Hi | - - | - - | - - | 1 Lo - | 1 Lo - | - - | - - | - - | - - | 1 Lo - | - - |
| ITA Italy | 12 | 0 Lo 3 Hi | - 1 Hi | - 1 Hi | - 1 Hi | - - | - - | - - | - - | - - | - - | - - | - - |
| LUX Luxembourg | 8 | 2 Lo 2 Hi | - 1 Hi | - - | - - | 1 Lo - | - - | - - | - - | - - | - - | 1 Lo 1 Hi | - - |
| RUS Russian Federation | 24 | 7 Lo 8 Hi | 1 Lo - | 2 Lo - | - 6 Hi | 1 Lo - | 1 Lo - | 2 Lo - | - - | - - | - - | - - | - 2 Hi |
| ESP Spain | 11 | 4 Lo 4 Hi | 1 Lo - | - - | 1 Lo - | 2 Lo - | - - | - - | - 1 Hi | - 3 Hi | - - | - - | - - |
| SUI Switzerland | 12 | 2 Lo 2 Hi | - - | - 1 Hi | 1 Lo - | - - | 1 Lo - | - - | - - | - - | - - | - - | - 1 Hi |
| POL Poland | 4 | 3 Lo 1 Hi | 1 Lo - | - - | - - | 1 Lo - | - - | 1 Hi | 1 Lo - | - - | - - | - - | - - |
| USA United States | 24 | 9 Lo 12 Hi | - 1 Hi | 2 Lo - | 1 Lo - | 3 Lo 2 Hi | - 5 Hi | 2 Lo 1 Hi | 1 Lo 3 Hi | - - | - - | - - | - - |
| AUS Australia | 8 | 1 Lo 1 Hi | - 1 Hi | - - | - - | - - | - - | - - | - - | - - | - - | 1 Lo - | - - |
| Total sequence anomalies | | 62 Lo 66 Hi | 10 Lo 9 Hi | 6 Lo 8 Hi | 6 Lo 8 Hi | 12 Lo 9 Hi | 7 Lo 6 Hi | 10 Lo 9 Hi | 11 Lo 17 Hi | | | | |

Review of Perception Zeros

| | | | | | | | |
|---------------------|----|----|----|----|----|----|----|
| PZ's accepted = 39 | 7 | 8 | 6 | 4 | 6 | 4 | 4 |
| PZ's rejected = 148 | 21 | 31 | 28 | 13 | 33 | 11 | 11 |
| Totals per Judge | 28 | 39 | 34 | 17 | 39 | 15 | 15 |

... continued from previous page

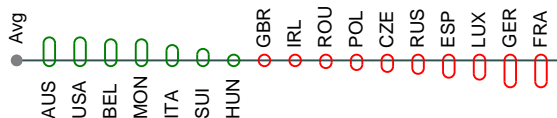
Sequences: Seq01 Programme 1: Free Known, Seq02 Programme 2: Free Unknown #1 (UNP), Seq03 Programme 3: Free Unknown #2 (UNP), Seq04 Programme 4: Free Unknown #3

Cumulative RI contributions per Team

Quintin HAWTHORNE (RSA)

Judge: max country bias = 0.50 min = -0.62 o/all avg = -0.03
 Panel: = 2.73 min = -2.12

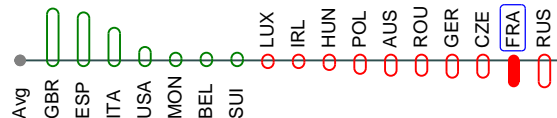
Most favoured Least favoured



Guy AUGER (FRA)

Judge: max country bias = 1.32 min = -0.61 o/all avg = 0.10
 Panel: = 2.73 min = -2.12

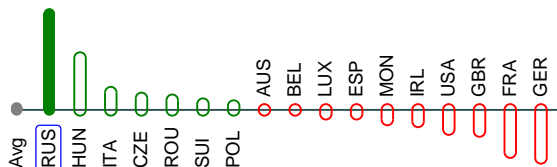
Most favoured Least favoured



Vladimir KOTELNIKOV (RUS)

Judge: max country bias = 2.73 min = -1.39 o/all avg = 0.13
 Panel: = 2.73 min = -2.12

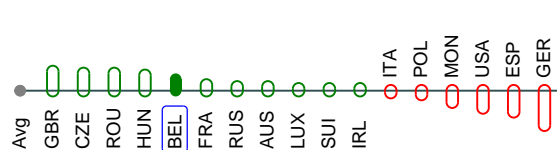
Most favoured Least favoured



Esteban MOULIN (BEL)

Judge: max country bias = 0.57 min = -0.99 o/all avg = 0.04
 Panel: = 2.73 min = -2.12

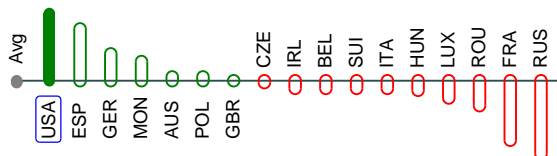
Most favoured Least favoured



Marty FLOURNOY (USA)

Judge: max country bias = 1.93 min = -2.07 o/all avg = -0.15
 Panel: = 2.73 min = -2.12

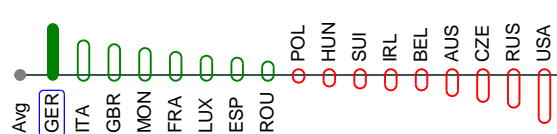
Most favoured Least favoured



Jürgen LEUKEFELD (GER)

Judge: max country bias = 1.33 min = -1.21 o/all avg = 0.09
 Panel: = 2.73 min = -2.12

Most favoured Least favoured



... continued from previous page

Sequences: Seq01 Programme 1: Free Known, Seq02 Programme 2: Free Unknown #1 (UNP), Seq03 Programme 3: Free Unknown #2 (UNP),
Seq04 Programme 4: Free Unknown #3

Cumulative RI contributions per Team

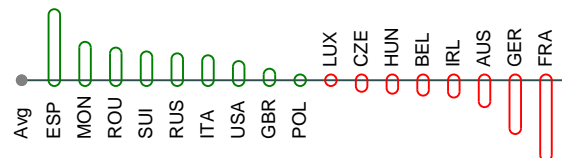
Violetta GEDMINAIT

Judge: max country bias = 1.83 min = -2.12 o/all avg = 0.09

Panel: = 2.73 min = -2.12

Most
favoured

Least
favoured



Calculations by: FairPlay v2 (non-scoring CJ + CHZ Summary)
Aerobic Contest Results Organiser, ACRO Version 4.4 Build: 12/08/19
This report created at 16:34 on Wednesday 4 September 2019