

Analysis of Judges Combined Anomalies

Sequences: Seq01 Programme 1: Known Compulsory, Seq02 Programme 2: Free Programme (INT)

WIAC 2014

Mossel Bay

26.11.2014-3.12.2014

	All Judges		RSA		LTU		ITA		DEN		GBR		CZE	
	No	%	Quintin Hawthorne		Algis Orlickas		Aldo Marengo		Jan Maxen		Nick Buckenham		Juri Duras	
			RI 8.82 [2]		RI 11.18 [2]		RI 13.28 [2]		RI 13.35 [2]		RI 13.60 [2]		RI 27.53 [2]	
Use of Marks:														
HZ - Hard Zeros	10	0.2	2	0.3	1	0.1	1	0.1	1	0.1	1	0.1	4	0.6
PZ - Perception Zeros	15	0.4	5	0.7	1	0.1	1	0.1	1	0.1	4	0.6	3	0.4
Marks from 0.0 to 6.5	641	16.0	116	17.4	39	5.8	102	15.3	74	11.1	131	19.6	179	26.8
Marks from 7.0 to 10.0	3341	83.4	545	81.6	627	93.9	563	84.3	592	88.6	532	79.6	482	72.2
AV - averages	1	0.0	0	0.0	0	0.0	1	0.1	0	0.0	0	0.0	0	0.0
Total marks Pilots/Judge	4008		668	60	668	60	668	60	668	60	668	60	668	60

Note that this CJ's Analysis sheet provides cumulative marks data from only the second FPS pass from which the lower scoring Pilots are excluded, whereas the individual Judges Analysis sheets comprise data from all Pilots and may therefore provide slightly higher totals.

Style Comparison:

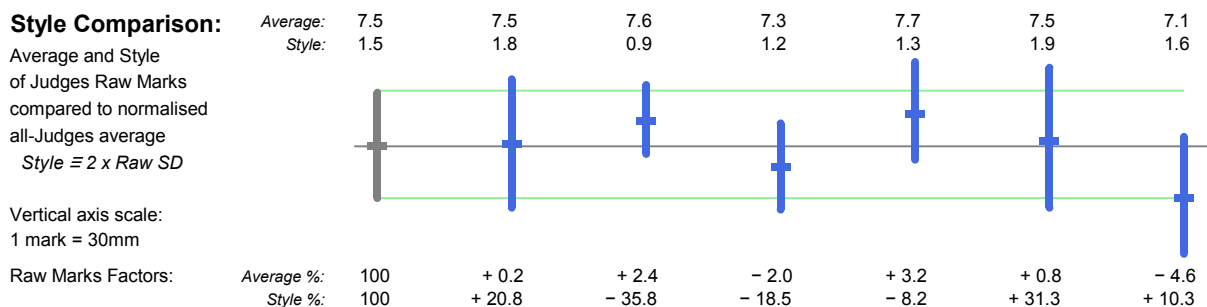


Figure anomalies

HZ to fitted value	5	0.1	1	-	-	1	-	3
Mark to confirmed HZ	1	0.0	-	-	-	1	-	-
PZ to confirmed HZ	0	0.0	-	-	-	-	-	-
PZ to fitted value	7	0.2	3	-	1	-	3	-
AV to confirmed HZ	0	0.0	-	-	-	-	-	-
AV to fitted value	1	0.0	-	-	1	-	-	-
Lo to fitted value	36	0.9	10	6	4	2	7	7
Hi to fitted value	17	0.4	1	4	-	3	5	4
The 60% Rule	18	0.4	3	3	3	3	3	3
Total figure anomalies	85		18	13	9	10	18	17

. . . . continued from previous page

Sequences: Seq01 Programme 1: Known Compulsory, Seq02 Programme 2: Free Programme (INT)

RSA	LTU	ITA	DEN	GBR	CZE
Quintin	Algis	Aldo	Jan	Nick	Juri
Hawthorne	Orlickas	Marengo	Maxen	Buckenham	Duras

Sequence anomalies

Team	Pilots assessed in FPS pass-2												
CZE	Czech Republic	6	1 Lo 5 Hi	-	-	-	-	-	-	-	-	1 Lo	- 5 Hi
GBR	Great Britain	14	5 Lo 1 Hi	2 Lo	-	-	-	1 Lo	-	-	1 Hi	-	2 Lo -
LUX	Luxembourg	2	0 Lo 1 Hi	-	-	-	1 Hi	-	-	-	-	-	-
POL	Poland	2	0 Lo 1 Hi	-	-	-	1 Hi	-	-	-	-	-	-
SVK	Slovakia	6	0 Lo 3 Hi	-	-	-	-	-	-	-	-	-	- 3 Hi
RSA	South Africa	14	3 Lo 2 Hi	- 1 Hi	-	-	-	1 Hi	1 Lo	-	1 Lo	-	1 Lo -
SWE	Sweden	2	1 Lo 2 Hi	-	-	-	-	1 Hi	-	-	-	1 Hi	1 Lo -
NZL	New Zealand	6	0 Lo 1 Hi	-	-	-	-	-	-	1 Hi	-	-	-
Total sequence anomalies			10 Lo 16 Hi	2 Lo 1 Hi	- 2 Hi	1 Lo 2 Hi	1 Lo 2 Hi	2 Lo 1 Hi	2 Lo 1 Hi	4 Lo 8 Hi			

... continued from previous page

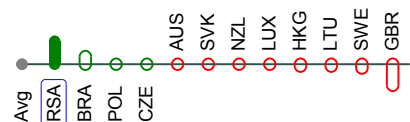
Sequences: Seq01 Programme 1: Known Compulsory, Seq02 Programme 2: Free Programme (INT)

Cumulative RI contributions per Team

Quintin Hawthorne (RSA)

Judge: max country bias = 2.33 min = -2.16 o/all avg = 0.02
 Panel: = 9.59 min = -4.17

Most favoured Least favoured



Algis Orlickas (LTU)

Judge: max country bias = 3.89 min = -1.26 o/all avg = 0.68
 Panel: = 9.59 min = -4.17

Most favoured Least favoured



Aldo Marengo (ITA)

Judge: max country bias = 1.36 min = -0.84 o/all avg = 0.33
 Panel: = 9.59 min = -4.17

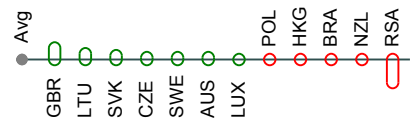
Most favoured Least favoured



Jan Maxen (DEN)

Judge: max country bias = 1.12 min = -2.30 o/all avg = 0.00
 Panel: = 9.59 min = -4.17

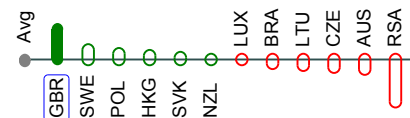
Most favoured Least favoured



Nick Buckenham (GBR)

Judge: max country bias = 3.16 min = -4.17 o/all avg = -0.29
 Panel: = 9.59 min = -4.17

Most favoured Least favoured



Juri Duras (CZE)

Judge: max country bias = 9.59 min = -3.57 o/all avg = 1.27
 Panel: = 9.59 min = -4.17

Most favoured Least favoured

