

## Analysis of Judges Combined Anomalies

Sequences: Seq01 Programme 1: Known Compulsory, Seq02 Programme 2: Free Programme (YAK), Seq03 Programme 3: Free Unknown #1 (YAK)

### World Aerobic Y52 Championship

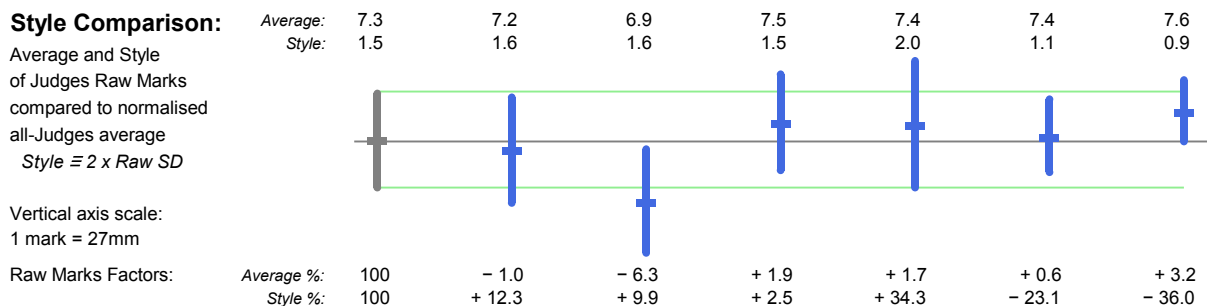
#### Mossel Bay

26.11.2014-3.12.2014

	All Judges		RSA		CZE		DEN		GBR		ITA		LTU	
	No	%	Quintin Hawthorne		Jiri Duras		Jan Maxen		Nick Buckenham		Aldo Marengo		Algis Orlickas	
			RI 4.36 [3]		RI 6.59 [3]		RI 9.03 [3]		RI 11.36 [3]		RI 12.30 [3]		RI 12.54 [3]	
HZ - Hard Zeros	40	1.3	5	1.0	8	1.5	9	1.7	5	1.0	8	1.5	5	1.0
PZ - Perception Zeros	9	0.3	2	0.4	0	0.0	3	0.6	2	0.4	1	0.2	1	0.2
Marks from 0.0 to 6.5	600	19.2	109	21.0	206	39.6	81	15.6	112	21.5	62	11.9	30	5.8
Marks from 7.0 to 10.0	2462	78.9	404	77.7	306	58.8	422	81.2	399	76.7	449	86.3	482	92.7
AV - averages	9	0.3	0	0.0	0	0.0	5	1.0	2	0.4	0	0.0	2	0.4
Total marks Pilots/Judge	3120		520	43	520	43	520	43	520	43	520	43	520	43

Note that this CJ's Analysis sheet provides cumulative marks data from only the second FPS pass from which the lower scoring Pilots are excluded, whereas the individual Judges Analysis sheets comprise data from all Pilots and may therefore provide slightly higher totals.

### Style Comparison:



### Figure anomalies

HZ to fitted value	10	0.3	-	3	4	-	3	-
Mark to confirmed HZ	0	0.0	-	-	-	-	-	-
PZ to confirmed HZ	0	0.0	-	-	-	-	-	-
PZ to fitted value	7	0.2	1	-	3	1	1	1
AV to confirmed HZ	0	0.0	-	-	-	-	-	-
AV to fitted value	9	0.3	-	-	5	2	-	2
Lo to fitted value	19	0.6	1	4	4	5	1	4
Hi to fitted value	18	0.6	1	1	2	4	5	5
The 60% Rule	6	0.2	1	1	1	1	1	1
Total figure anomalies	69		4	9	19	13	11	13

... continued from previous page

**Sequences:** Seq01 Programme 1: Known Compulsory, Seq02 Programme 2: Free Programme (YAK), Seq03 Programme 3: Free Unknown #1 (YAK)

RSA	CZE	DEN	GBR	ITA	LTU
Quintin	Jiri	Jan	Nick	Aldo	Algis
Hawthorne	Duras	Maxen	Buckenham	Marengo	Orlickas

**Sequence anomalies**

Team	Pilots assessed in FPS pass-2												
LTU Lithuania	11	4 Lo 3 Hi	-	-	1 Lo	-	1 Lo	-	1 Lo	-	1 Lo	1 Hi	- 2 Hi
RUS Russian Federation	19	1 Lo 4 Hi	-	-	- 1 Hi	-	-	- 1 Hi	-	-	1 Hi	1 Lo 1 Hi	
RSA South Africa	5	2 Lo 2 Hi	-	-	-	-	1 Lo 1 Hi	-	-	-	1 Hi	1 Lo	-
<b>Total sequence anomalies</b>		<b>7 Lo 9 Hi</b>	<b>-</b>	<b>-</b>	<b>1 Lo 1 Hi</b>	<b>2 Lo 1 Hi</b>	<b>1 Lo 1 Hi</b>	<b>1 Lo 3 Hi</b>	<b>2 Lo 3 Hi</b>				

... continued from previous page

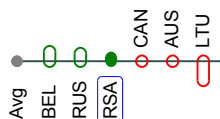
**Sequences:** Seq01 Programme 1: Known Compulsory, Seq02 Programme 2: Free Programme (YAK), Seq03 Programme 3: Free Unknown #1 (YAK)

**Cumulative RI contributions per Team**

**Quintin Hawthorne (RSA)**

Judge: max country bias = 0.46 min = -0.86 o/all avg = 0.03  
 Panel: = 3.76 min = -4.50

Most favoured Least favoured



**Jiri Duras (CZE)**

Judge: max country bias = 0.37 min = -1.17 o/all avg = -0.29  
 Panel: = 3.76 min = -4.50

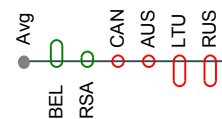
Most favoured Least favoured



**Jan Maxen (DEN)**

Judge: max country bias = 0.76 min = -0.89 o/all avg = -0.14  
 Panel: = 3.76 min = -4.50

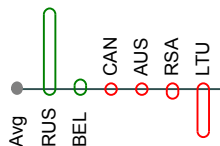
Most favoured Least favoured



**Nick Buckenham (GBR)**

Judge: max country bias = 3.53 min = -2.00 o/all avg = 0.26  
 Panel: = 3.76 min = -4.50

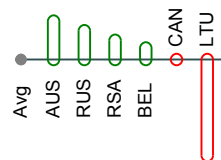
Most favoured Least favoured



**Aldo Marengo (ITA)**

Judge: max country bias = 1.81 min = -4.50 o/all avg = 0.01  
 Panel: = 3.76 min = -4.50

Most favoured Least favoured



**Algis Orlickas (LTU)**

Judge: max country bias = 3.76 min = -2.50 o/all avg = 0.11  
 Panel: = 3.76 min = -4.50

Most favoured Least favoured

